

DESCRIPTION

- Metal construction with finish identified by suffix
- 1/2" IPS connections for flexible hoses only; not for use with rigid or semi-rigid supply risers (3/8" Copper or Pex) with coupling nuts
- Installation through 3 holes, 1" min. diameter, and 4" on center

OPERATION

- Lever handles
- Maximum handle rotation angle is 90° to full on
- Hot side counterclockwise to open (clockwise to close)
- Cold side clockwise to open (counterclockwise to close)
- Rotating spout


FLOW

- Water usage is limited to these maximum flow rates as indicated by the corresponding product markings
- 1.2 gpm max (4.5L/min) at 60 psi

CARTRIDGE

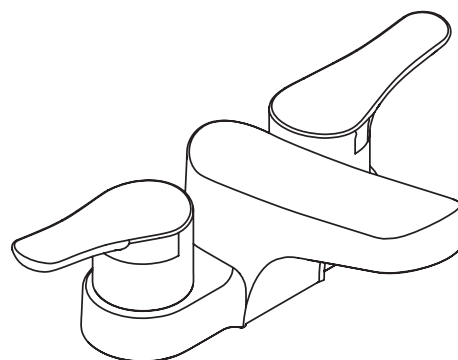
- 1224 cartridge
- Nonmetallic and stainless steel material

STANDARDS

- Third party certified to WaterSense®, ASME A112.18.1/CSA B125.1 and all applicable requirements referenced therein including NSF 61/9 & 372
- Products marked with 1.2 gpm are compliant with California water efficiency regulations
- Complies with California Proposition 65 and with the Federal Safe Drinking Water Act
- ADA  for lever handles

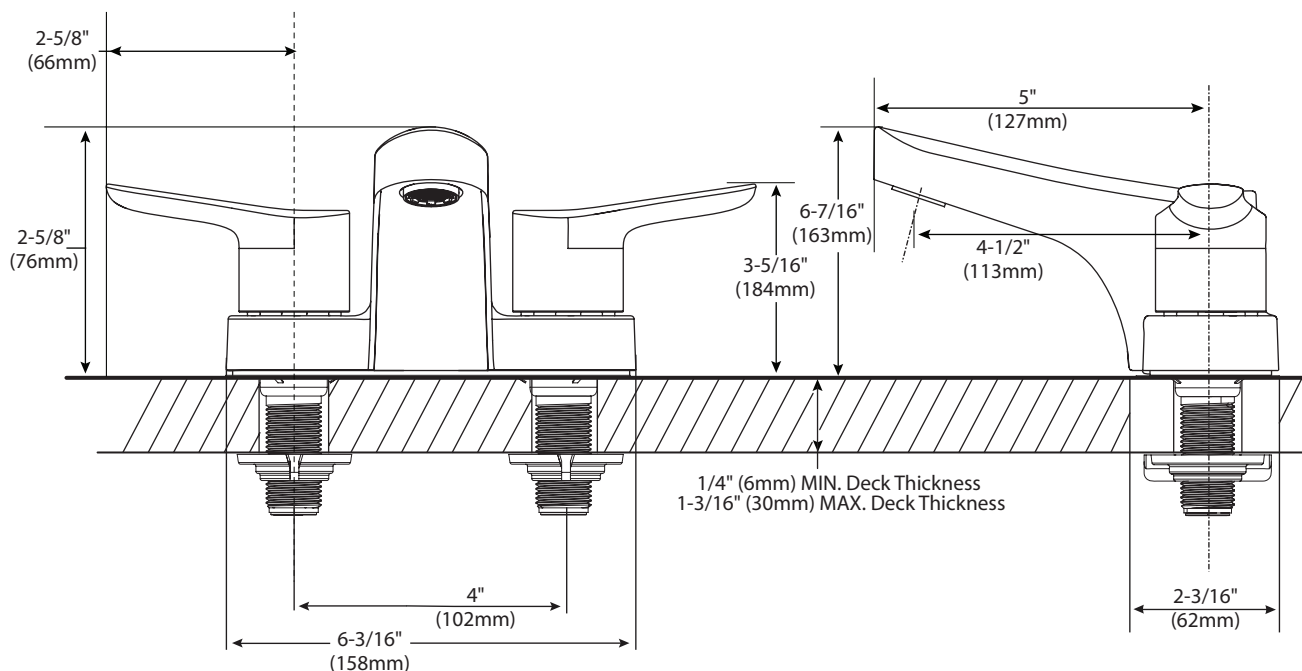
WARRANTY

- Lifetime limited warranty against leaks, drips and finish defects to the original homeowner
 - 10 year limited warranty when used in a multifamily installation
 - 5 year limited warranty when used in a commercial installation
- Visit www.moen.com/support for complete details and limitations



Siena™
Two-Handle 4" Centerset Lavatory Faucet

Model: LAT15123



CRITICAL DIMENSIONS

(DO NOT SCALE)